

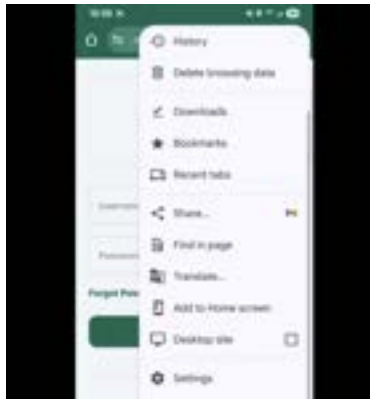


## How to install DreamClass on a mobile device

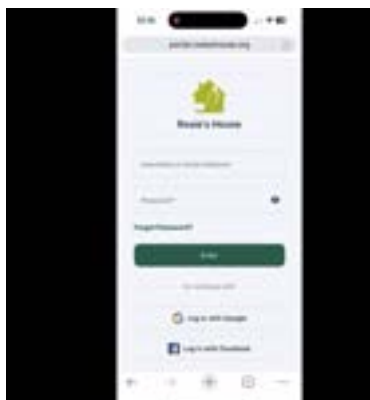
Get started with DreamClass on your iPhone or Android Mobile device.

### **Video:**

Android download: [Click here to watch the video](#)



iPhone download: [Click here to watch the video](#)



## Steps for Mobile Device

### iPhone:

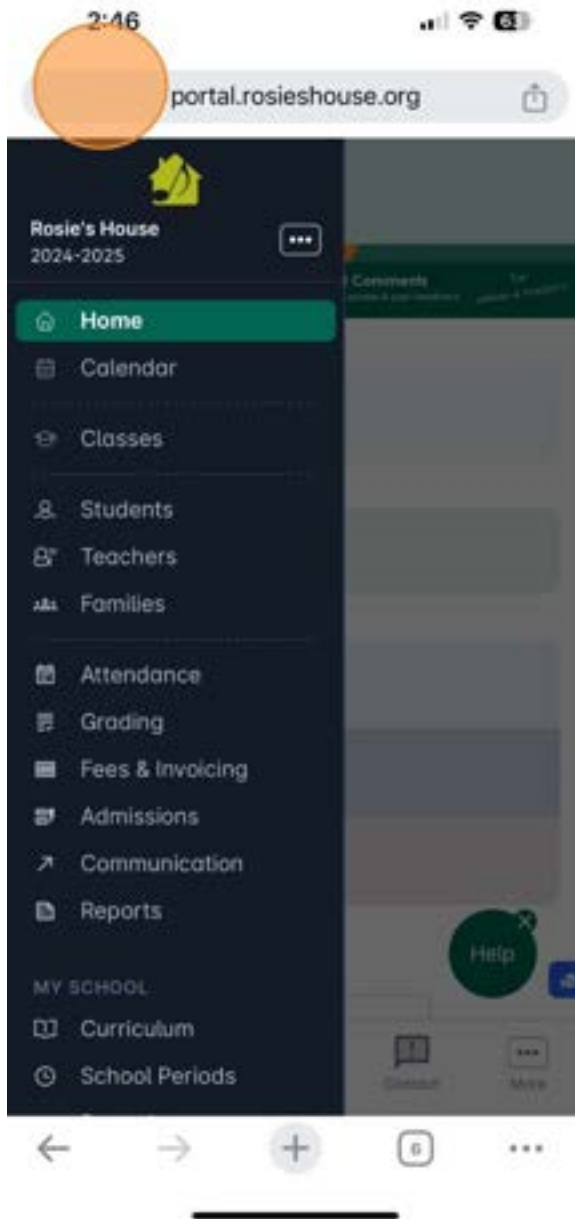
1. To gain quick access to your DreamClass portal (<https://portal.rosieshouse.org>) from your iPhone you can install it just like an app — without going through the App Store.

2. Open Safari  or Chrome 
  - o NOTE: To get started, make sure you're using Safari or Chrome. It's the only browser on iOS that supports installing mobile apps via the web. Other browsers like Firefox won't offer the 'Add to Home Screen' option.


Or Scan the following QR Code:



3. From your phone's browser go to: <https://portal.rosieshouse.org>.

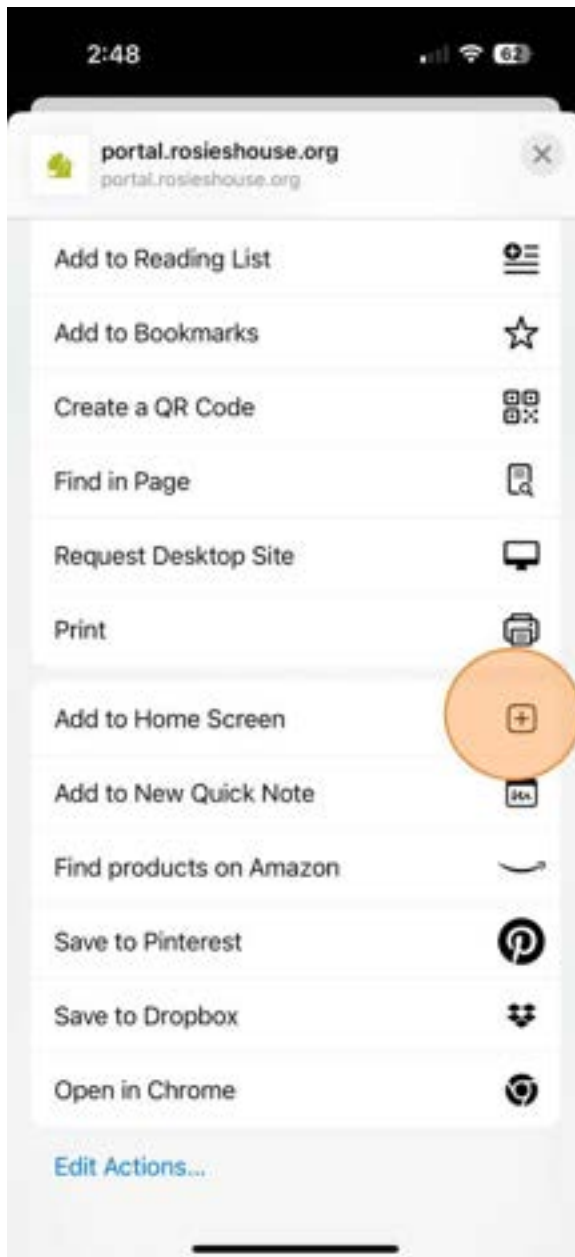


4. Tap the Share icon to open sharing options.

To get to the Share menu, locate the 'Share Icon' which is at the top (or bottom) of your screen in the browser bar. It looks like a square with an upward-pointing arrow  .



5. Scroll through the menu until you find the 'Add to Home Screen' option. Tap it to continue.

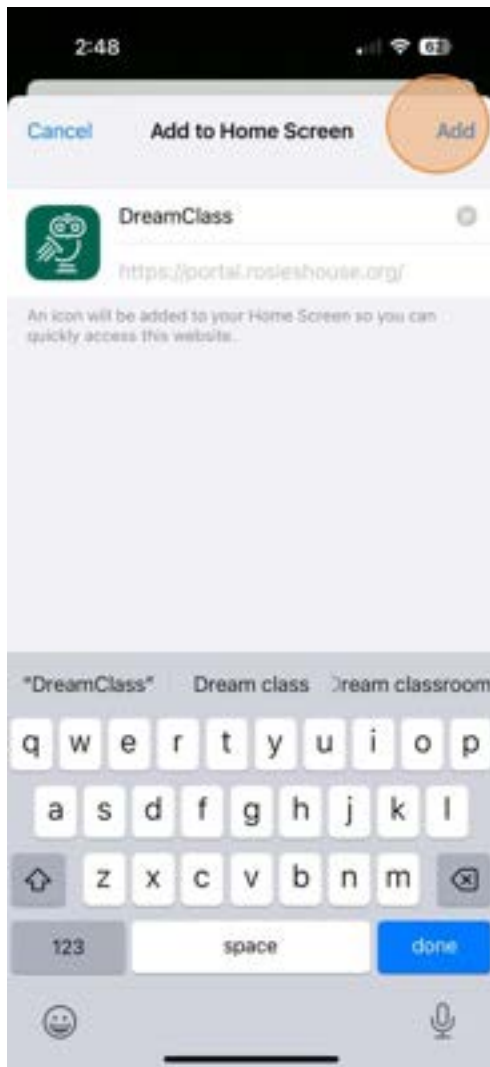


6. Name your app (optional)


A preview will pop up showing the app icon and its default name 'DreamClass'. If you'd like, you can rename it to something that's easier to recognize — like 'School Portal' or 'Rosie's House Portal'.

7. Tap 'Add'.

Now just tap 'Add' in the upper-right corner. That's it! The DreamClass app icon will be added to your Home Screen.



8. Launch Rosie's House's portal (DreamClass) from your Home Screen. Look for the new icon on your Home Screen. Log in using your credentials.



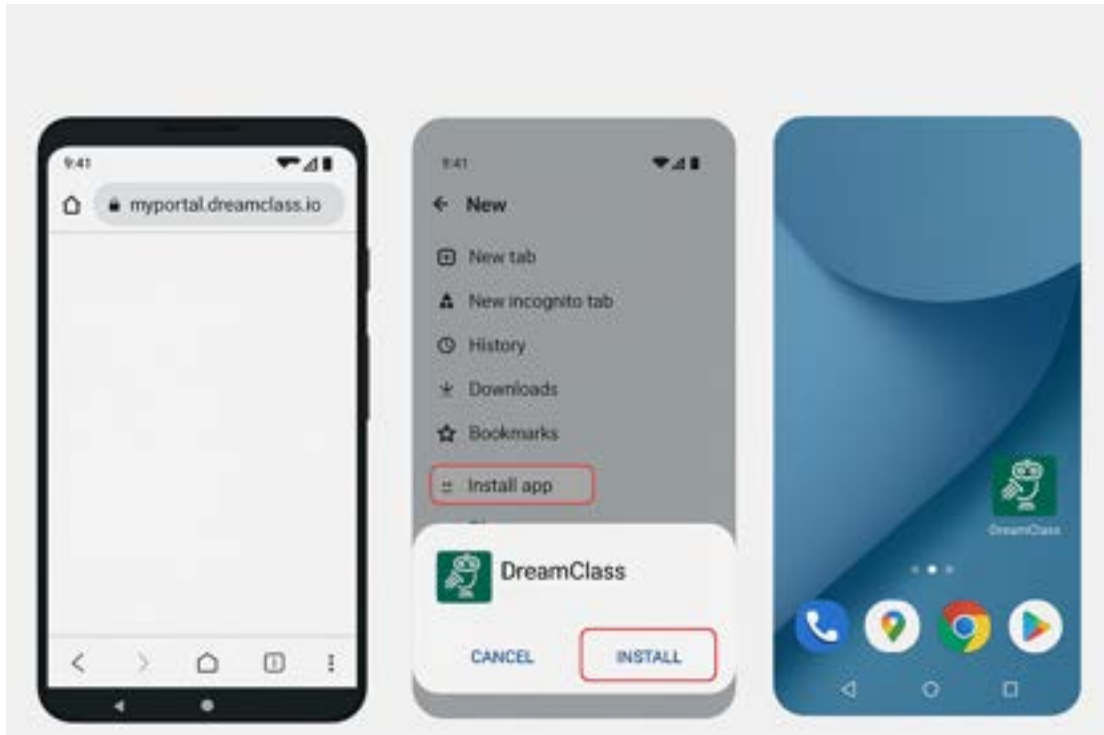
### **Android phone or tablet:**

You can install DreamClass straight from your browser in just a few taps. Here's how.

1. Open your preferred browser

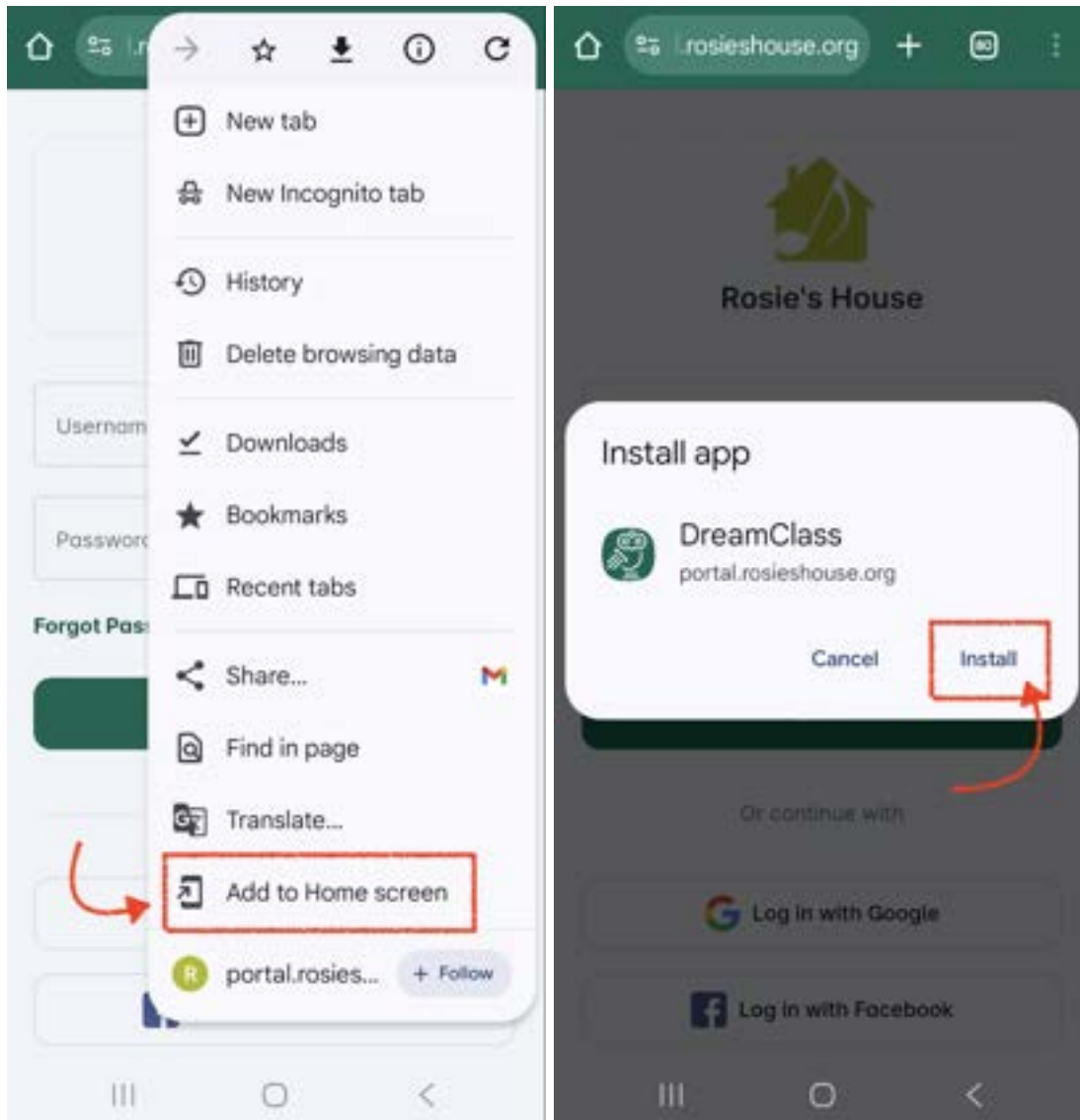
Use a browser that supports installing apps from the web. We recommend Google Chrome, but Firefox, Samsung Internet, or Microsoft Edge work too.

2. From your phone go to: <https://portal.rosieshouse.org>
3. Open the browser menu
4. Look for the Menu icon (usually three vertical dots in the top-right corner of the screen) and tap it to open the browser's options.

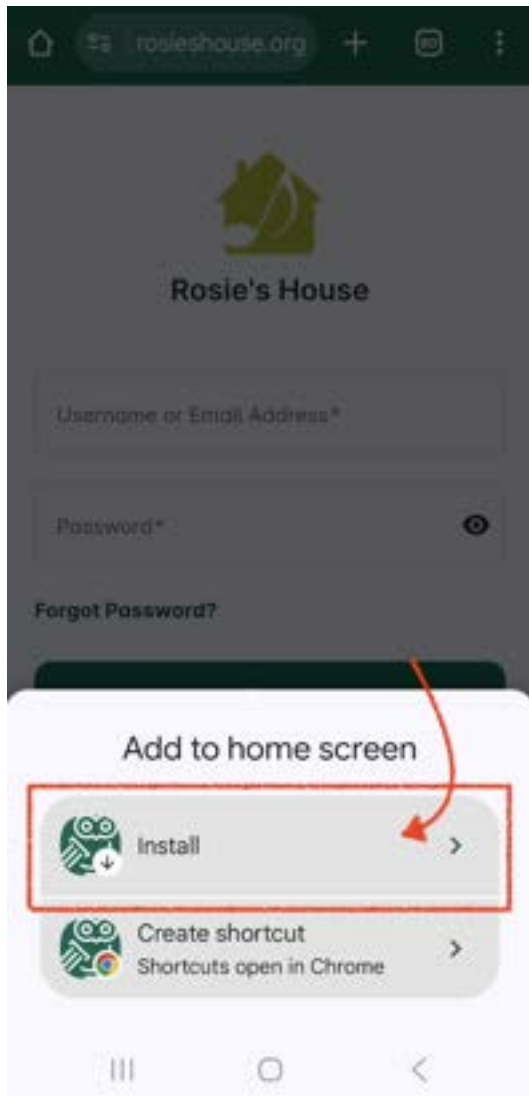


5. Depending on the browser you're using, you'll see either 'Install App' or 'Add to Home Screen' in the menu. Tap whichever option you see.






6. A popup will appear asking you to 'Confirm Installation'. Tap 'Install' or 'Add', and your device will do the rest.



7. Once installed, you'll see a 'DreamClass' icon on your 'Home Screen' or in your 'App Drawer', depending on your settings.



8. Tap the icon to launch 'DreamClass'. Log in using your credentials.



## FAQs:

- For iPhones: If something doesn't seem to work, or you can't find the 'Add to Home Screen' option, it could be named differently on your version of iOS. Try searching for: 'Add to Home Screen on [your-iPhone-version]'.

**Date Modified:** Aug 4, 2025