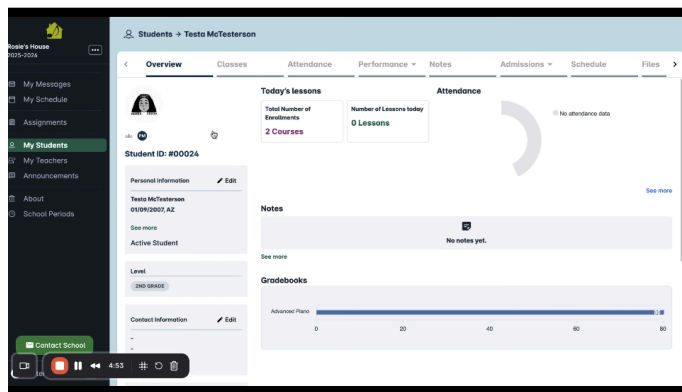




## How to use Rosie's House's portal to access class materials?

Look here for class announcements, notes, and learning materials. These resources provide additional ways for students to engage with the curriculum, receive feedback on their progress, and build essential skills for future success.

### Video



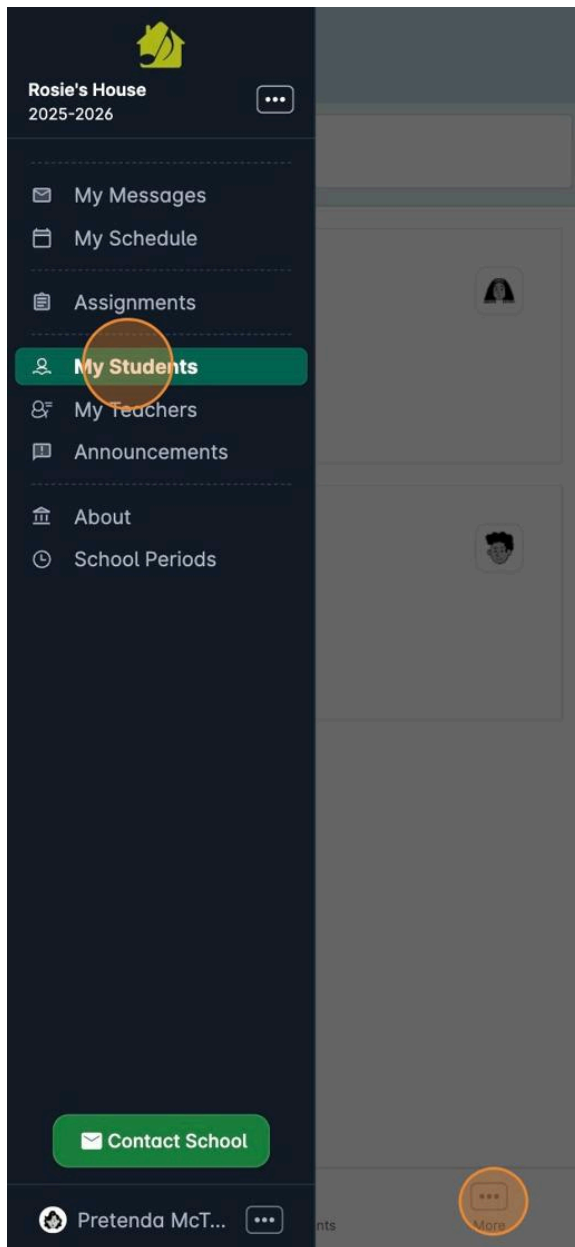
[Click here to watch the video](#)

### Steps for Mobile Device (iPhone or Samsung)

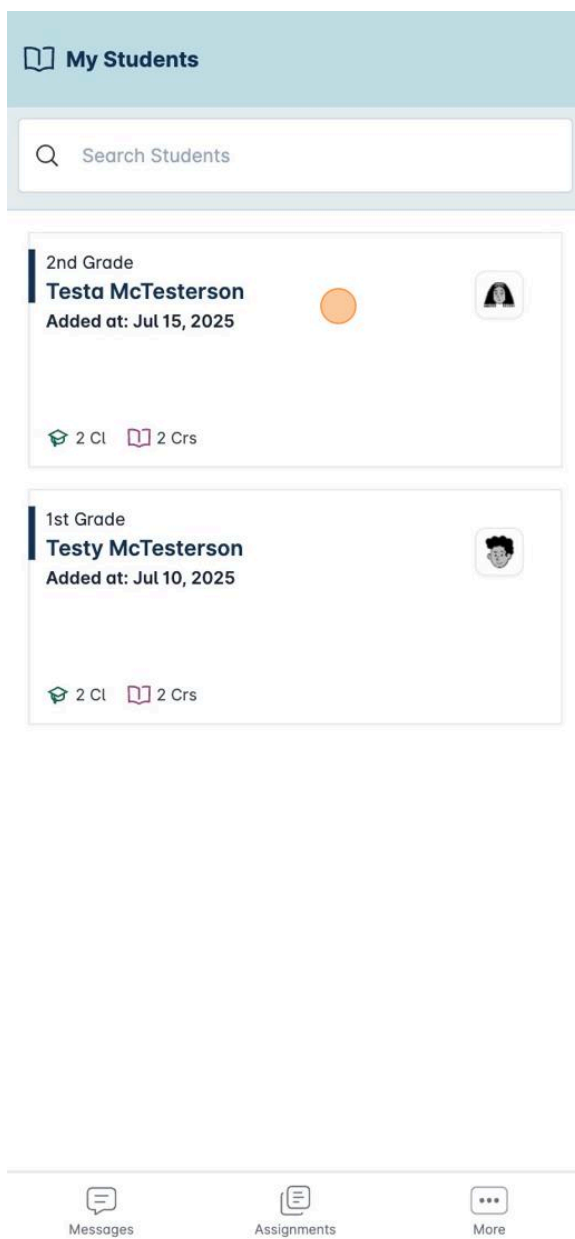
#### Log in:

Log in to your mobile application, using the same log in information as you would on Desktop.


1. Once logged in, navigate to the lower right hand part of the screen and tap 'More' with the 3 dots. Tap 'My Students' from the side panel.





2. Select your student.




3. Tap 'Overview'.


 **Students → Testa McTesterson**

Overview



 PM


**Student ID: #00024**

Personal Information


**Testa McTesterson**  
01/09/2007, AZ  
[See more](#)  
Active Student


Level


2ND GRADE


Contact Information


-  
-  
[See more](#)

Emergency Contact

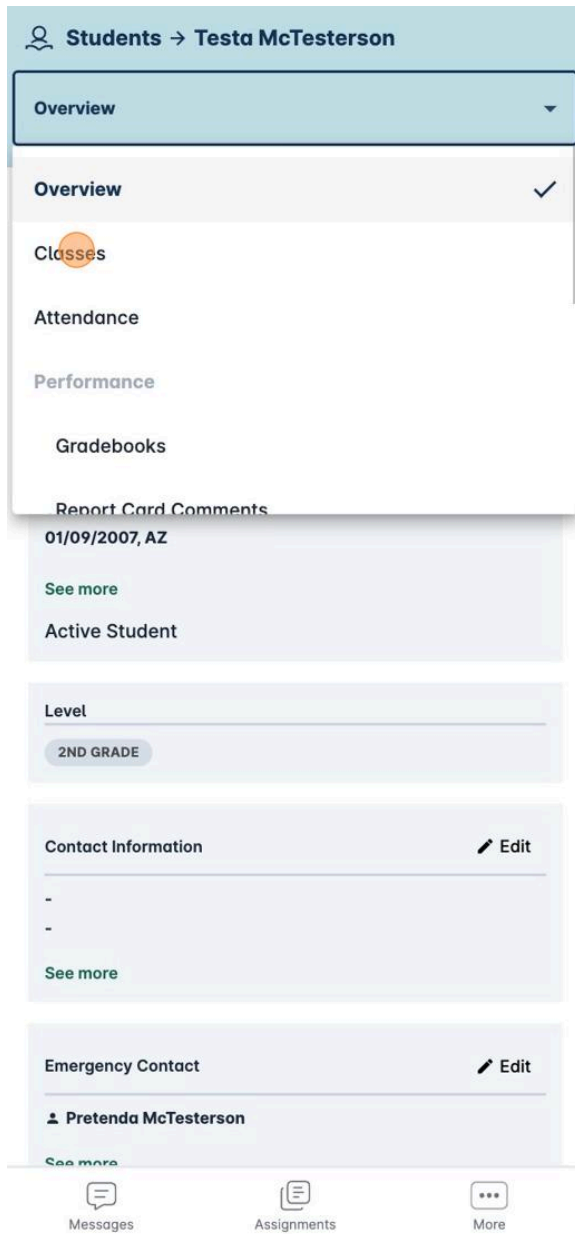
 **Pretenda McTesterson**  
[See more](#)

 Messages


 Assignments

 More

4. Tap 'Classes'.



5. Tap on the desired class.

 **Students → Testa McTesterson**

**Classes** ▼



Piano: Advanced Piano

**Advanced Piano**

M-7:00PM

Aug 18, 2025 - May 11, 2026

Status: Active




Guitar: Intermediate Guitar

**Intermediate Guitar**

Monday, 4p

Jul 7, 2025 - May 3, 2026

Status: Active

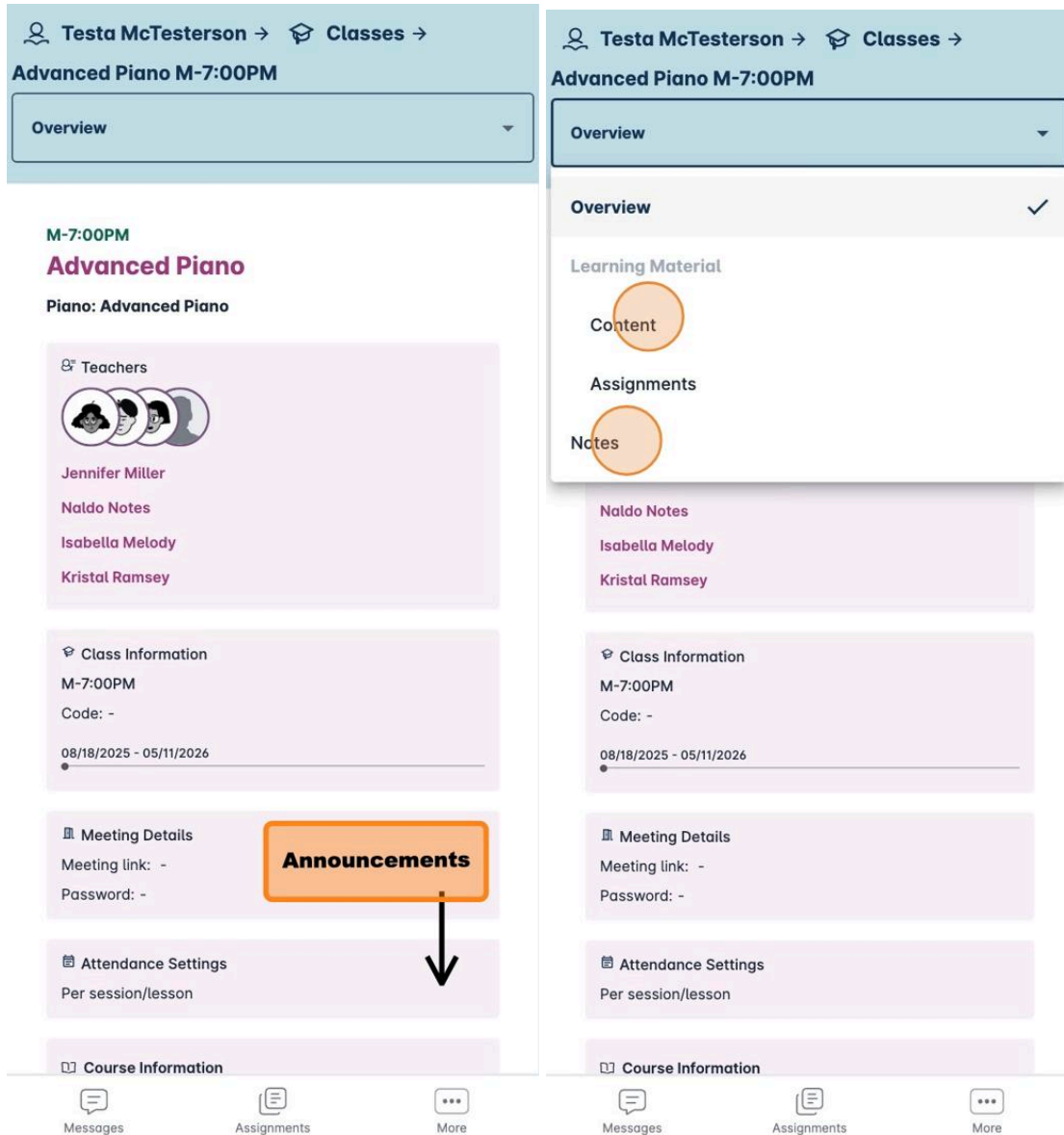


 Messages

 Assignments

 More

6. On this screen, you can choose 'Content' or 'Notes' to access additional resources, such as sheet music files, YouTube links, or other recordings for students to listen to. You can also scroll down to view 'Announcements' (next slide) for important updates and reminders.



7. Option to view 'Announcements', Tap 'View All'.

**Course Information**  
Course: Advanced Piano  
Code: -  
Description: -  
Teaching hours / week: 1  
Credit(s): -  
Recommended Levels: **ADVANCED PIANO**  
Type: -  
Subject: Piano

**Gradebook**  
**80** (Final Grade)

**St. Presence**  
**1** (100%)

**St. Absence**  
**-**

**Lessons**  
Last: - Next: Aug 18, 10:00 pm

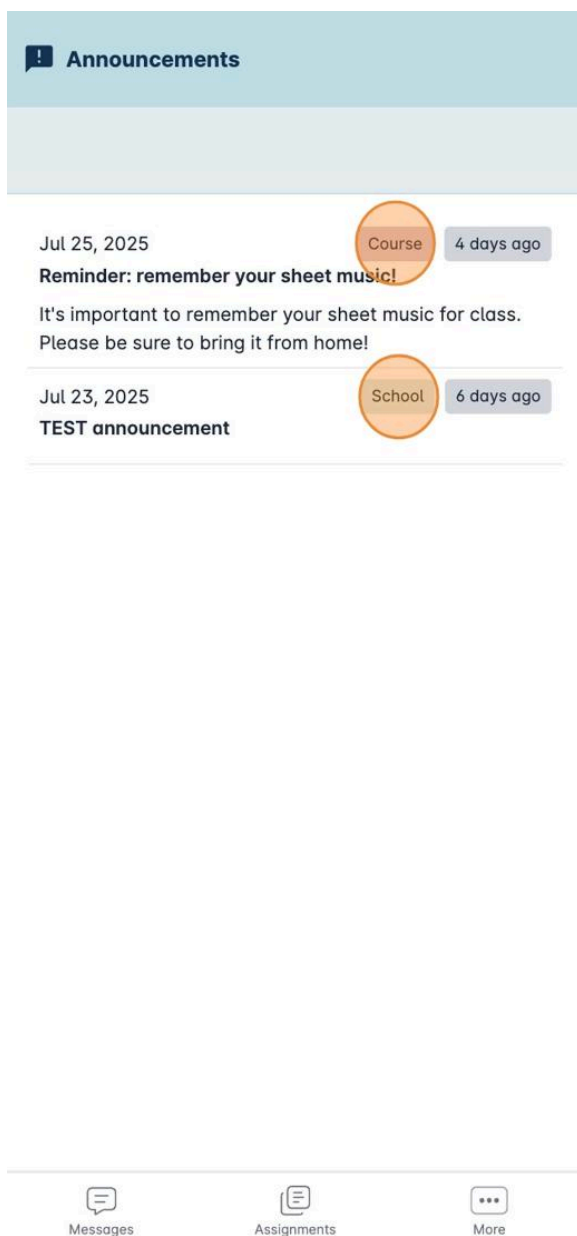
**Announcements**  
Jul 25, 2025 **COURSE 4 DAYS AGO**  
**Reminder: remember your sheet music!**  
It's important to remember your sheet music for class. Please be sure to bring it from home!

**View All**

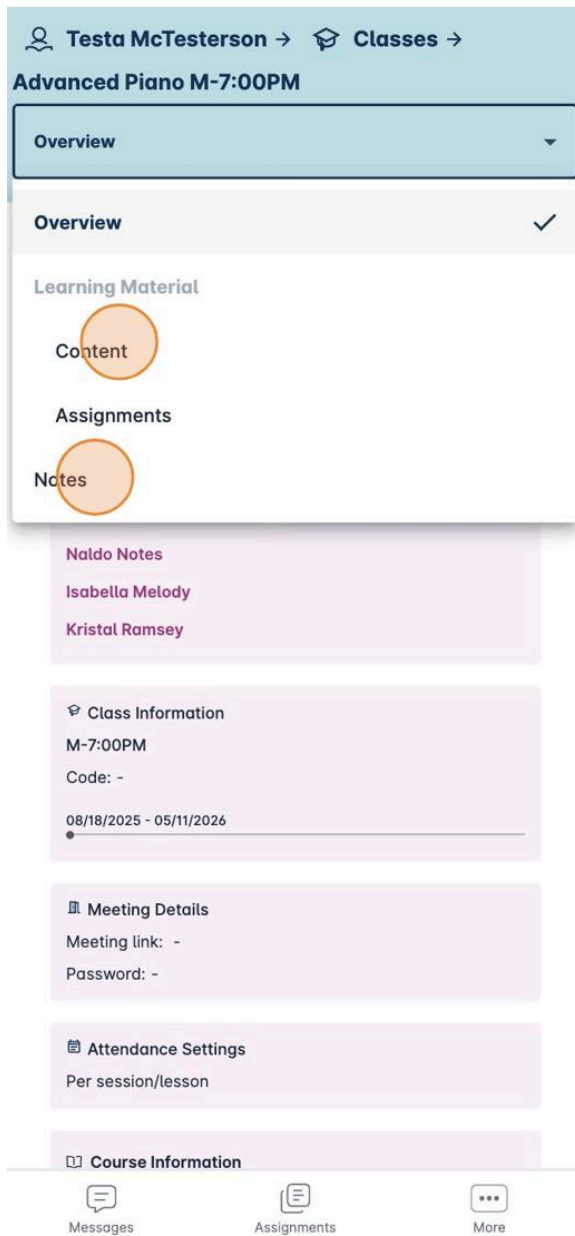
**Registered Students (2)**  
Class Course Active (2)  
2nd Grade  
**Testa McTesterson**  
08/18/2025 - 05/11/2026





8. For more information about an announcement, tap on either 'Course' or 'School' to read the full message.



9. When you tap the 'Overview' menu, you have the option to select 'Content' (under 'Learning Material') or 'Notes'.



10. Option to view 'Content'- Choose the desired content by tapping the link provided. Tapping on these links will download the files to your device.

 Testa McTesterson →  Classes →




**Advanced Piano M-7:00PM**

Learning Material → Content ▾

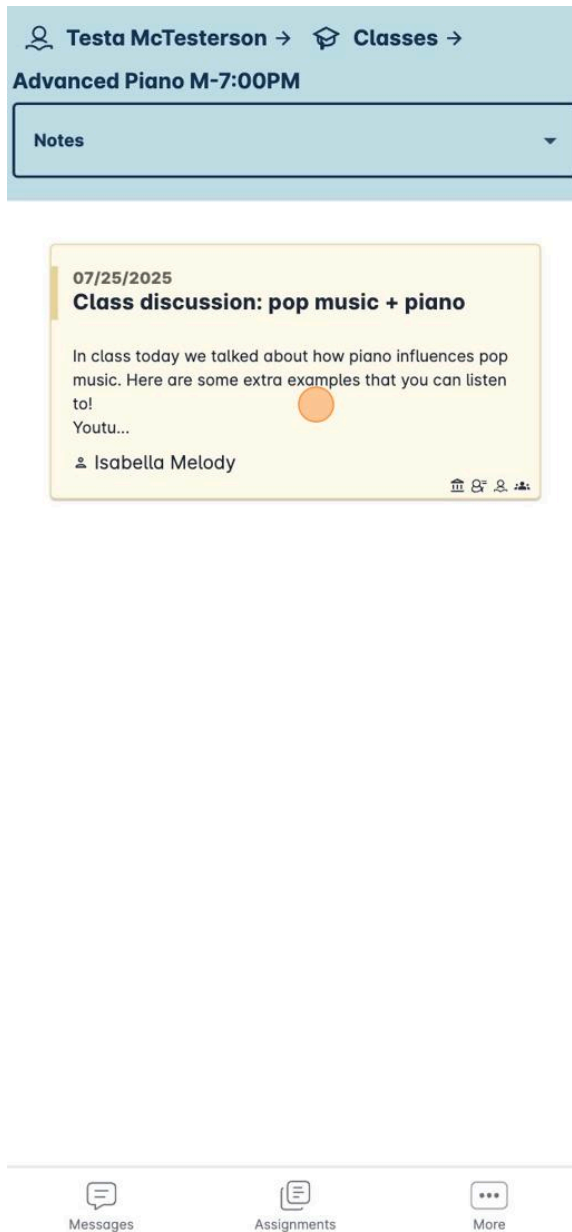
Files

**- Advanced Piano**

File	Date	Tags
Chopin - Prelude C minor.mp4 (7.699 MB)	07/25/2025	TEACHER RECORDING
BEETHOVEN- MoonlightSonata.pdf (151.006 KB)	07/25/2025	SHEET MUSIC
BEATLES- Yesterday.pdf (86.519 KB)	07/25/2025	SHEET MUSIC
CHOPIN- PreludeCminor.pdf (63.765 KB)	07/25/2025	SHEET MUSIC

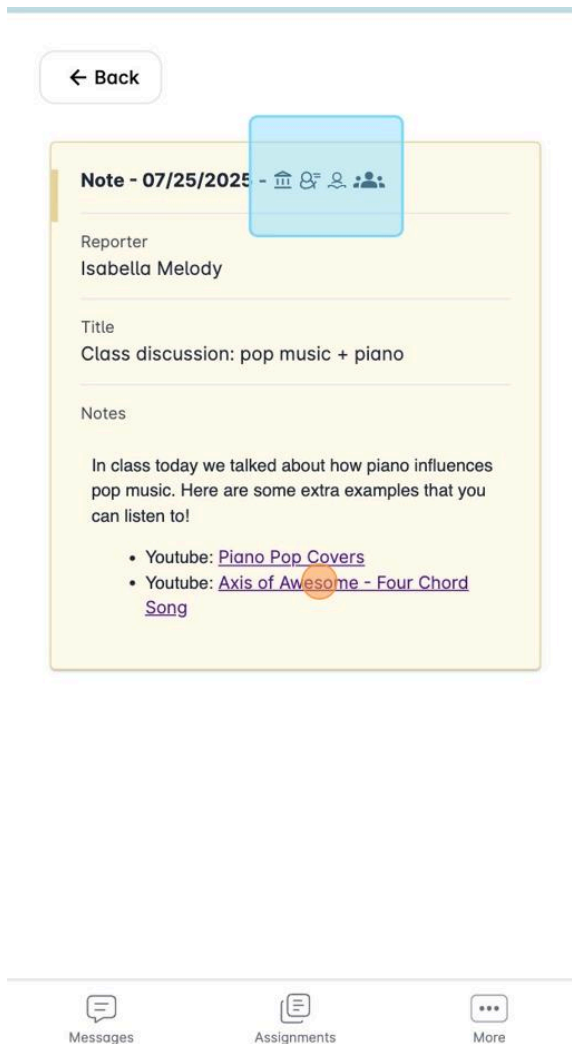
 Messages  Assignments  More

11. Option to view 'Notes'- Tap on the desired material to expand the note.



12. Choose the desired content by tapping the link provided. The icons depicted in the blue box indicate who can see the content. These icons are, in order:

- visible to administrators
- visible to teachers
- visible to students
- visible to guardians



## Steps for Desktop

### Log in:

Log into your DreamClass Account at <https://portal.rosieshouse.org/>  
Enter your log in information and click "Enter"

**Rosie's House**

Username or Email Address\*

stephanie@igncollab.com

Password\*

.....

[Forgot Password?](#)

**Enter**

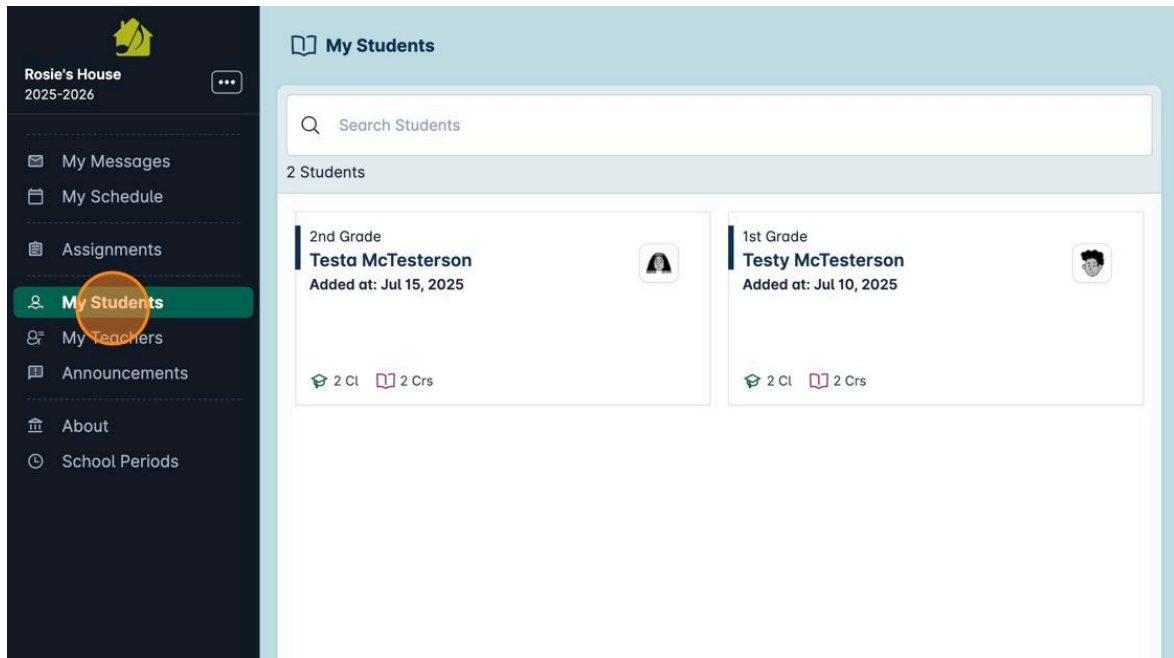
Or continue with

Log in with Google

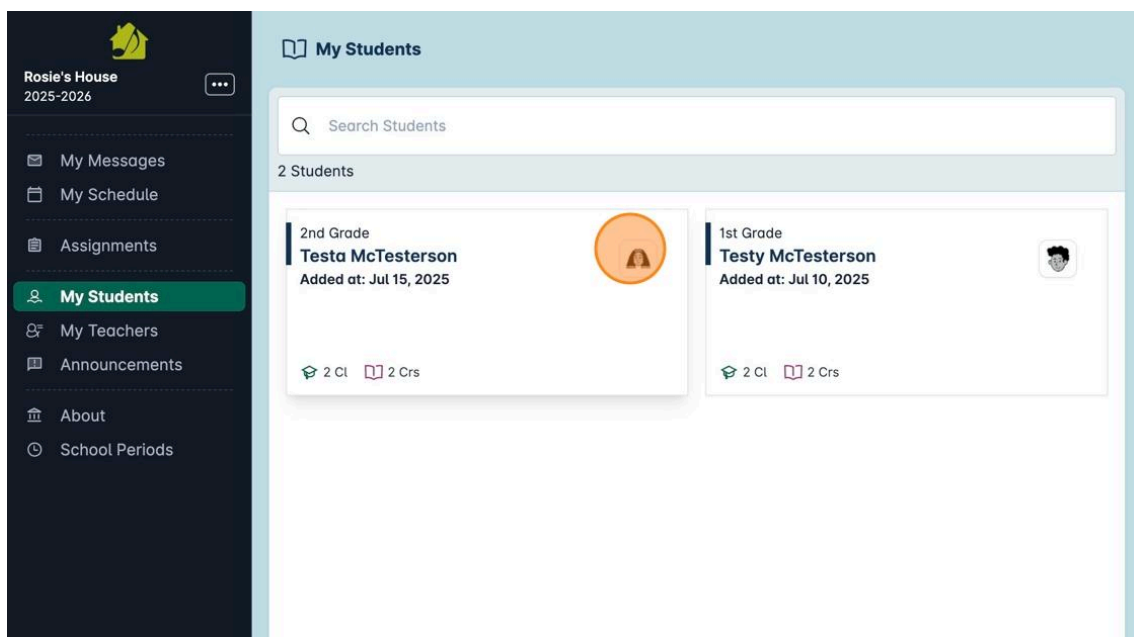
Log in with Facebook

[Help](#)

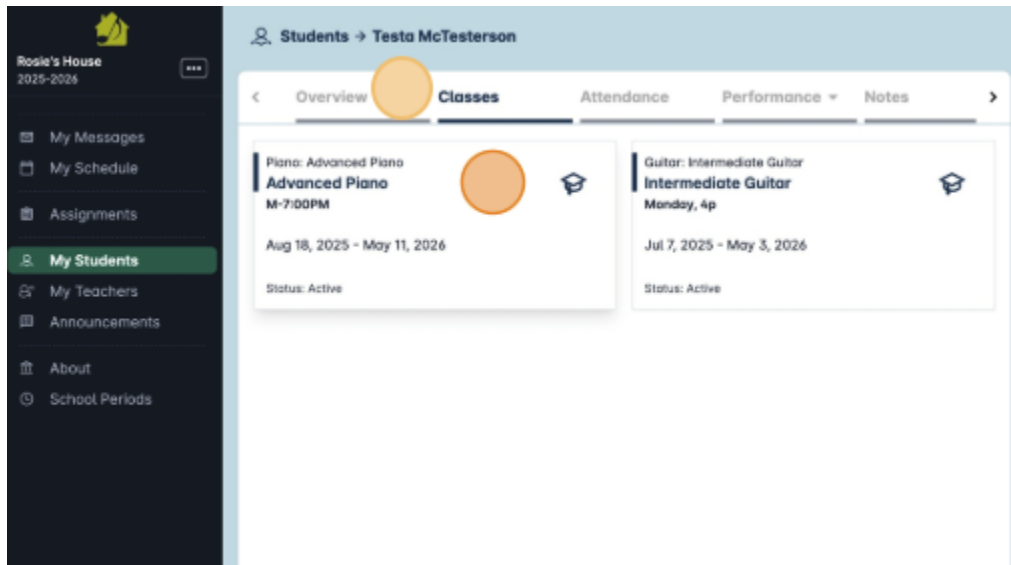
1. Click 'My Students'.



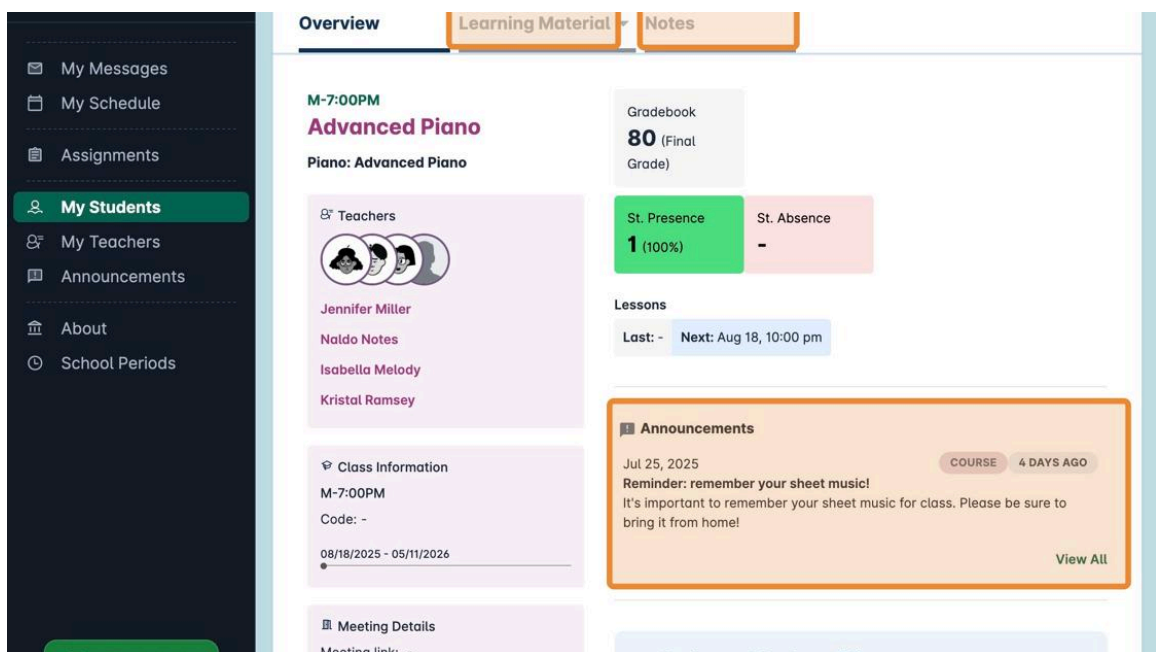
2. Click on the desired student.



3. Click 'Classes'. Then click on the desired class.



4. On this screen, you can choose 'Learning Material' or 'Notes' to access additional resources, such as sheet music files, YouTube links, or other recordings for students to listen to. You can also check 'Announcements' for important updates and reminders.





5. Option to view 'Announcements'- Locate 'Announcements' on the desired Class page and click 'View All'.

The screenshot shows the 'Advanced Piano' class page. On the left is a dark sidebar with navigation links: My Messages, My Schedule, Assignments, My Students (highlighted), My Teachers, Announcements, About, and School Periods. The main content area has tabs for Overview, Learning Material, and Notes. Under the Overview tab, there's a section for 'M-7:00PM Advanced Piano' with teachers Jennifer Miller, Naldo Notes, Isabella Melody, and Kristal Ramsey. To the right, a 'Gradebook' shows a score of 80 (Final Grade) and a table for 'St. Presence' (1, 100%) and 'St. Absence' (-). Below that, 'Lessons' are listed with 'Last: -' and 'Next: Aug 18, 10:00 pm'. The 'Announcements' section shows a reminder from July 25, 2025, about bringing sheet music. A 'View All' link is circled in orange at the bottom right of the announcement.

6. To view an announcement, click on either 'Course' or 'School' to read the full message.

The screenshot shows the 'Announcements' page. The sidebar is the same as in the previous screenshot, but 'Announcements' is now highlighted. The main content area shows '2 Announcements'. The first announcement is dated 'Jul 25, 2025' and is a 'Reminder: remember your sheet music!'. It has a 'Course' link and a '4 days ago' timestamp, both circled in orange. The second announcement is dated 'Jul 23, 2025' and is a 'TEST announcement'. It has a 'School' link and a '6 days ago' timestamp, both circled in orange.

7. Option to view 'Learning Material'- Click the 'Learning Materials' dropdown and select 'Content'.

The screenshot shows the Rosie's House app interface. On the left is a dark sidebar with a home icon and the text 'Rosie's House 2025-2026'. Below this are menu items: 'My Messages', 'My Schedule', 'Assignments', 'My Students' (highlighted in green), 'My Teachers', 'Announcements', 'About', and 'School Periods'. The main area has a header 'Testa McTesterson → Classes → Advanced Piano M-7:00PM'. Below the header are three tabs: 'Overview', 'Learning Material' (selected), and 'Notes'. A dropdown menu is open under 'Learning Material', showing options: 'Content' (highlighted with an orange circle), 'Assignments', 'eBook (Final Grade)', 'St. Presence', and 'St. Absence'. The 'Overview' tab content includes: 'M-7:00PM Advanced Piano', 'Piano: Advanced Piano', a list of teachers (Jennifer Miller, Naldo Notes, Isabella Melody, Kristal Ramsey), 'Class Information' (M-7:00PM, Code: -, 08/18/2025 - 05/11/2026), 'St. Presence 1 (100%)', 'St. Absence -', 'Lessons' (Last: -, Next: Aug 18, 10:00 pm), and an 'Announcements' section with a reminder to bring sheet music.

8. Choose the desired content by clicking the 'File Name'. This will download the file selected.

The screenshot shows the Rosie's House app interface with the 'Learning Material' tab selected. The main area displays a list of files for 'M-7:00PM - Advanced Piano'. The list has columns for 'Name', 'File', 'Date', and 'Tags'. The files are: 'Video: Chopin - Prelude op. 28, No 20 C minor' (Chopin - Prelude C minor.mp4 (7.699 MB), 07/25/2025, TEACHER RECORDING), 'Beethoven - Moonlight Sonata Easy version' (BEETHOVEN-MoonlightSonata.pdf (151.006 KB), 07/25/2025, SHEET MUSIC), 'Beatles - Yesterday' (BEATLES-Yesterday.pdf (86.519 KB), 07/25/2025, SHEET MUSIC), and 'Chopin - Prelude op. 28, No 20 C minor' (CHOPIN-PreludeCminor.pdf (63.765 KB), 07/25/2025, SHEET MUSIC). An orange circle highlights the file name 'BEETHOVEN-MoonlightSonata.pdf' in the second row, and a 'Download' button is visible below it.

9. Option to view 'Notes'- Click "Notes"

The screenshot shows the Rosie's House app interface. On the left is a dark sidebar with a home icon and the text 'Rosie's House 2025-2026'. Below this are menu items: 'My Messages', 'My Schedule', 'Assignments', 'My Students' (highlighted in green), 'My Teachers', 'Announcements', 'About', and 'School Periods'. The main area has a header with a user icon, 'Testa McTesterson', and a path 'Classes → Advanced Piano M-7:00PM'. Below the header are three tabs: 'Overview', 'Learning Material', and 'Notes' (which is highlighted with an orange circle). The 'Notes' tab displays a table of files for the 'M-7:00PM - Advanced Piano' class. The table has columns for 'Name', 'File', 'Date', and 'Tags'. The files listed are: 'Video: Chopin - Prelude op. 28, No 20' (C minor, 7.699 MB, 07/25/2025, TEACHER RECORDING), 'Beethoven - Moonlight Sonata' (Easy version, 151.006 KB, 07/25/2025, SHEET MUSIC), 'Beatles - Yesterday' (86.519 KB, 07/25/2025, SHEET MUSIC), and 'Chopin - Prelude op. 28, No 20' (C minor, 63.765 KB, 07/25/2025, SHEET MUSIC).

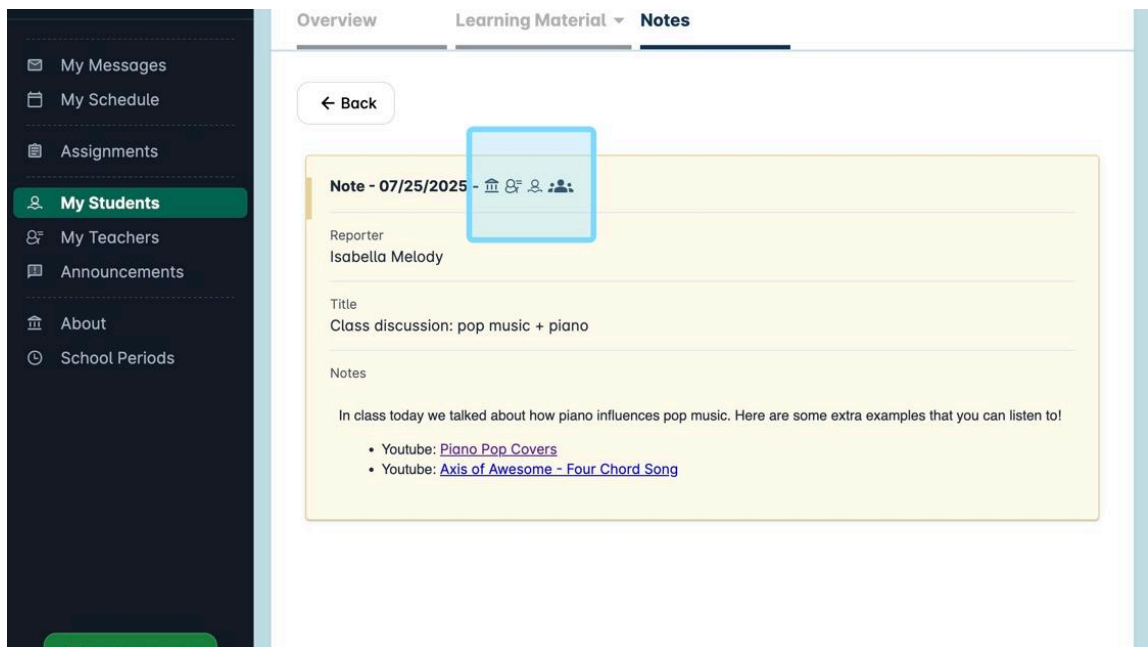
Name	File	Date	Tags
Video: Chopin - Prelude op. 28, No 20 C minor	Chopin - Prelude C minor.mp4 (7.699 MB)	07/25/2025	TEACHER RECORDING
Beethoven - Moonlight Sonata Easy version	BEETHOVEN-MoonlightSonata.pdf (151.006 KB)	07/25/2025	SHEET MUSIC
Beatles - Yesterday	BEATLES-Yesterday.pdf (86.519 KB)	07/25/2025	SHEET MUSIC
Chopin - Prelude op. 28, No 20 C minor	CHOPIN-PreludeCminor.pdf (63.765 KB)	07/25/2025	SHEET MUSIC

10. Click on the desired material to expand the 'Note'.

The screenshot shows the Rosie's House app interface with the 'Notes' tab selected. The main area displays a note dated '07/25/2025' with the title 'Class discussion: pop music + piano'. The note text reads: 'In class today we talked about how piano influences pop music. Here are some extra examples that you can listen to! Youtu...'. The note is attributed to 'Isabella Melody'. The 'Notes' tab is highlighted with an orange circle.

11. Here you can see the expanded 'Note'. The icons depicted in the blue box indicate who can view the content. These icons are, in order:

- visible to administrators
- visible to teachers
- visible to students
- visible to guardians



**Date Modified:** Aug 4, 2025