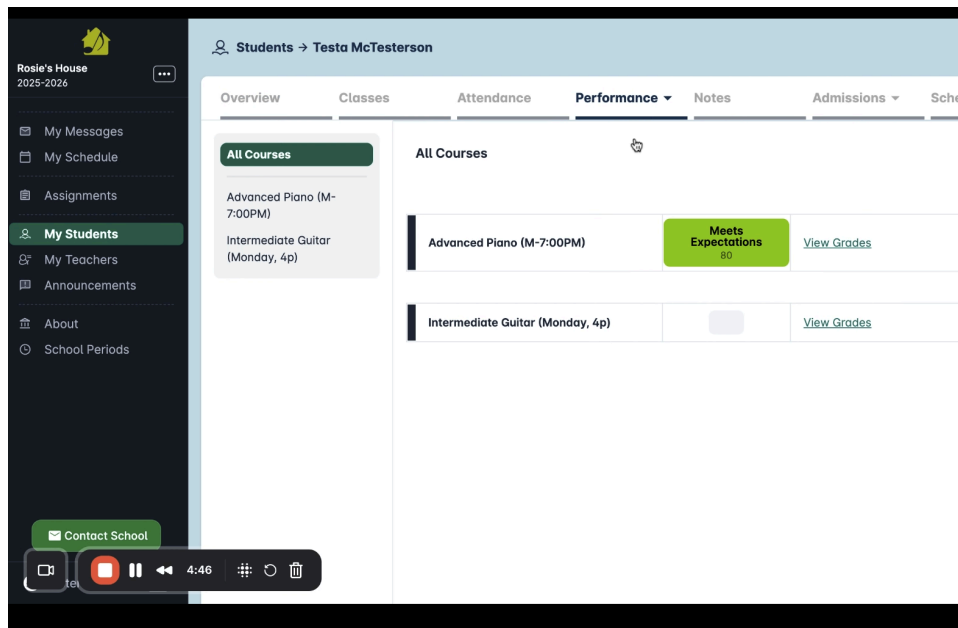


How to view your student's progress report

This guide will show you how to quickly access and review your student's progress report in DreamClass, so you can stay informed and engaged in their musical development.

Video



[Click here to watch the video](#)

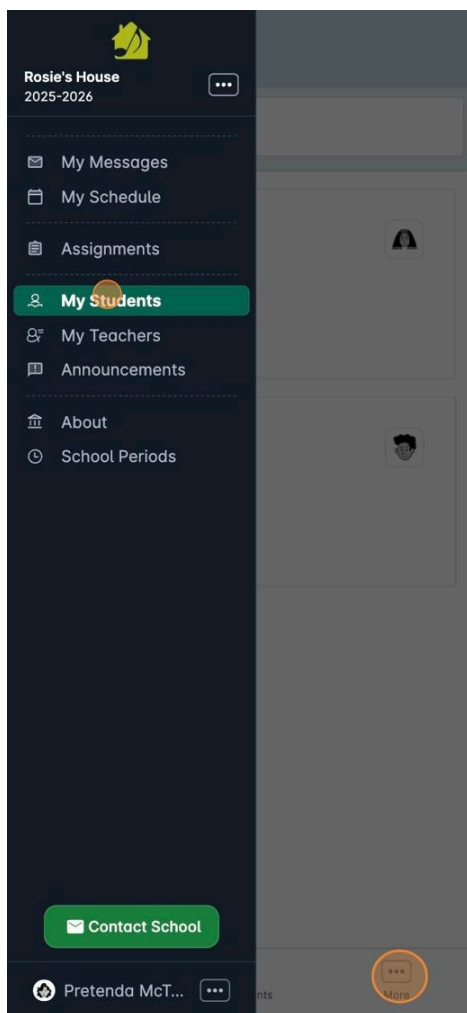
Steps for Mobile Device

Log in:

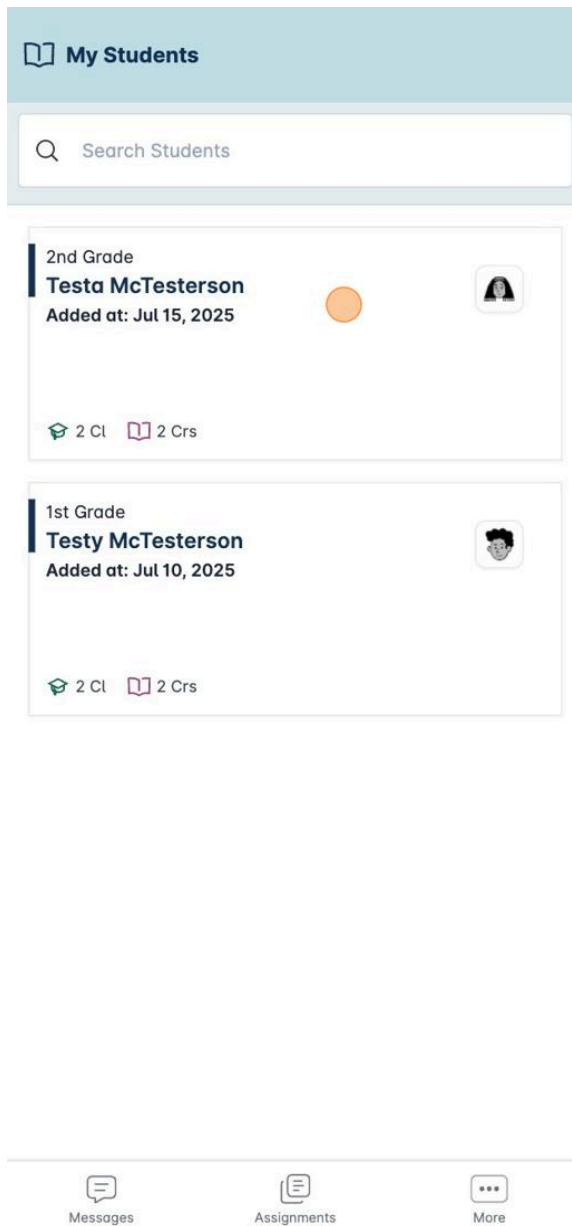
Log in to your mobile application, using the same log in information as you would on Desktop.

Accessing your student's classes and grades:

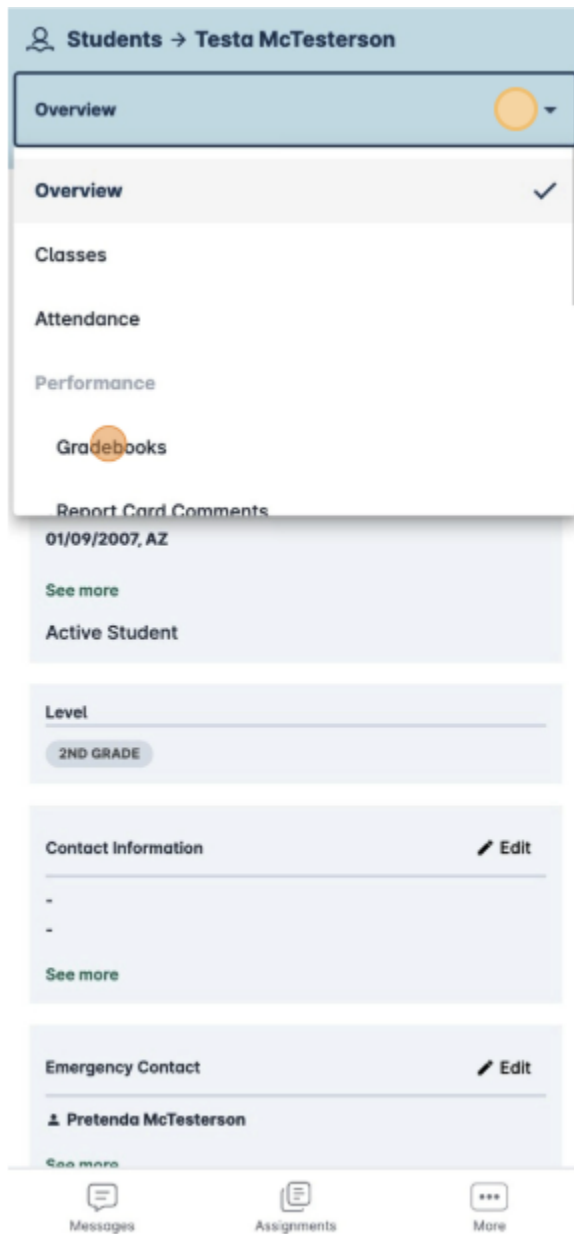
1. Once logged in, navigate to the lower right hand part of the screen and tap 'More' with the 3 dots. Tap 'My Students' on the side panel.



2. Select the desired student. If you only have one student, then they'll be the only option available.




3. Tap 'Overview' in the top navigation to open the dropdown and select 'Gradebooks'.





4. In this section you will see the overall grade for your student's courses. Only courses your student is enrolled in will be shown.




To see more details for a particular grade, tap on 'View Grades' next to it.

 **Students → Testa McTesterson**

Performance → Gradebooks ▾

 **All Courses**  **Print**

Advanced Piano (M-7:00PM)	Meets Expectations 80	View Grades
Intermediate Guitar (Monday, 4p)		View Grades

 Messages  Assignments  More

Steps for Desktop

Log in:

Log into your DreamClass Account at <https://portal.rosieshouse.org>
Enter your log in information and click 'Enter'.

Rosie's House

Username or Email Address*

stephanie@lgncollab.com

Password*

.....

[Forgot Password?](#)

Enter

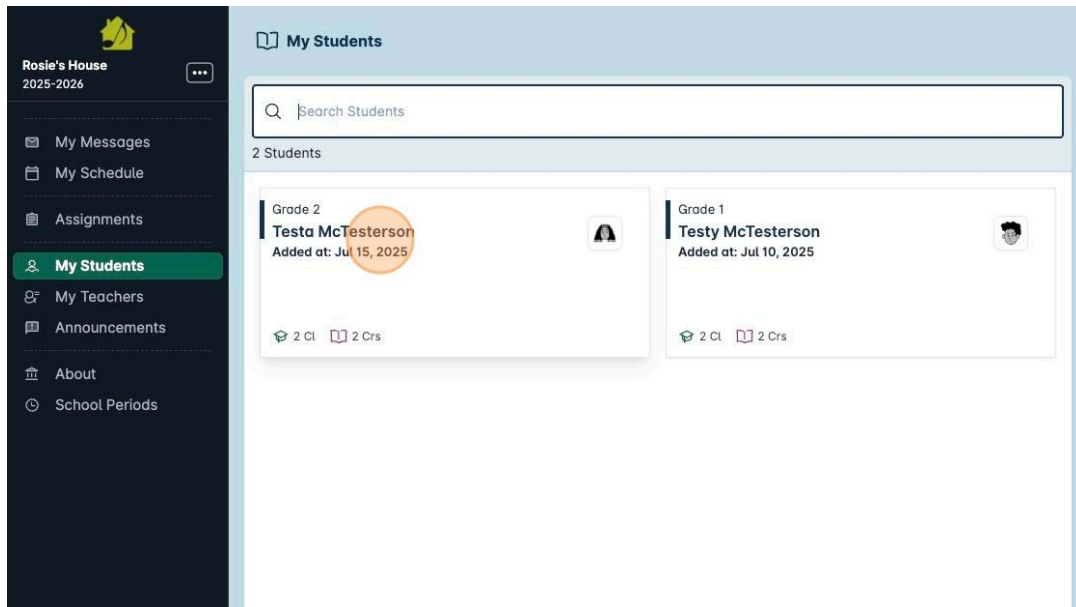
Or continue with

Log in with Google

Log in with Facebook

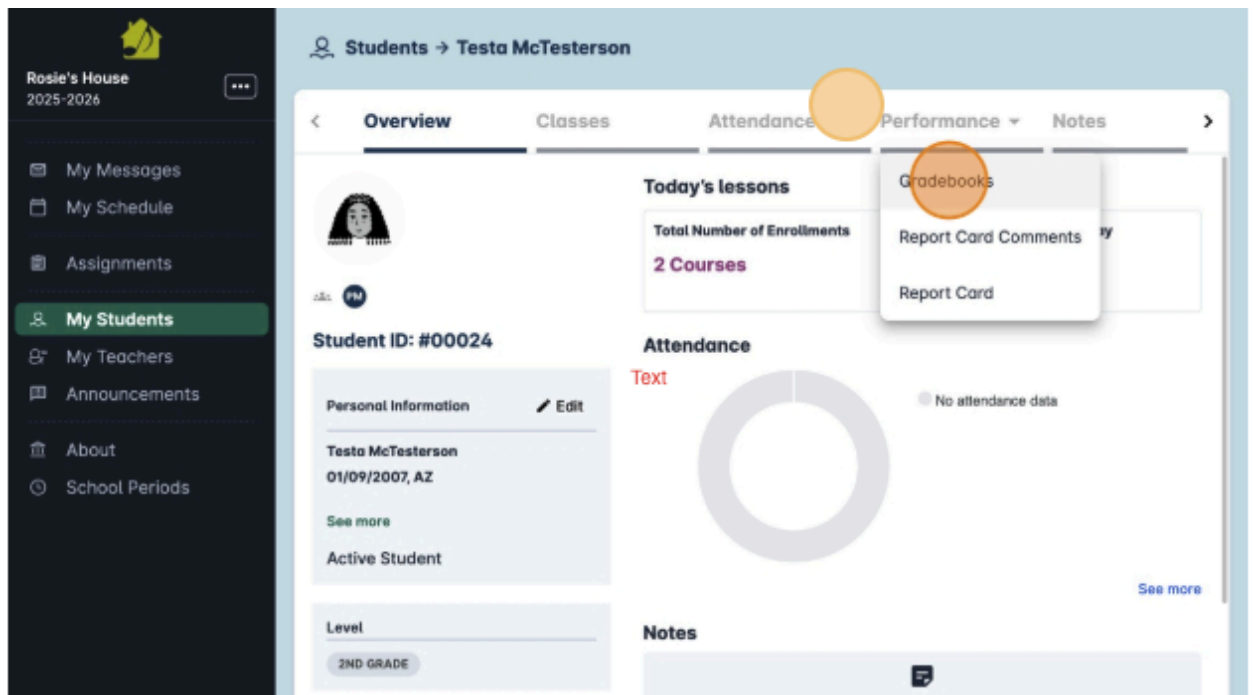
[Help](#)

1. This will take you to your Guardian view. Choose your student.



2. Click 'Performance' in the navigation to open the dropdown and select 'Gradebooks'. This will take you to the overview of your student's classes and their overall grades.

You will be able to select which class you want to see grade details for in the next screen.



3. Select the class you want. Click 'View Grades' on the class you want to see the student's grade details for that class.

The screenshot shows the Rosie's House student portal interface. On the left is a dark sidebar with navigation links: My Messages, My Schedule, Assignments, My Students (highlighted), My Teachers, Announcements, About, and School Periods. The main content area is titled 'Students → Testa McTesterson'. It features a tabbed interface with 'Overview', 'Classes', 'Attendance', 'Performance' (selected), and 'Notes'. Under the 'Performance' tab, there's a section for 'All Courses' with a 'Print' button. Below this, a table lists the student's courses:

Course	Performance	Action
Advanced Piano (M-7:00PM)	Meets Expectations 80	View Grades
Intermediate Guitar (Monday, 4p)		View Grades

Date Modified: Aug 4, 2025